



March 8, 2024

St Marys Cement Plant

Community Liaison Committee Meeting





Agenda

- ❖ **Welcome and Introductions**
- ❖ **Complaints 2023 Year End and 2024 Year to Date**
- ❖ **Dust Complaints**
- ❖ **Alternative Low Carbon Fuels Equipment on site**
- ❖ **Round Table**
- ❖ **Closing Remarks**



Welcome and Introductions



Community Liaison Committee

The next Community Liaison Committee Meeting will be held on Friday March 8 at 10am at the St Marys Municipal Operations Center. Members of the public who wish to observe are welcome to attend.

Residents who wish to speak in front of the Committee may submit a detailed request in writing at least 3 days prior to the meeting in writing to the Committee. The request will be considered by the Committee and approved prior to the meeting. Please submit all requests, questions, and concerns for the meeting to kara.terpstra@vcimentos.com by March 7th, 2024.

- ❖ Thank you to the Town of St Marys for allowing us to use their Youtube Channel and the Municipal Operations Center
- ❖ Welcome back everyone!
- ❖ The announcement was not included in the paper until March 6 due to clerical issues. The St Marys Independent would like to apologize for any inconvenience this may have been.
- ❖ Round Table Introductions
- ❖ Did anyone have questions/concerns about the December 8th meeting?



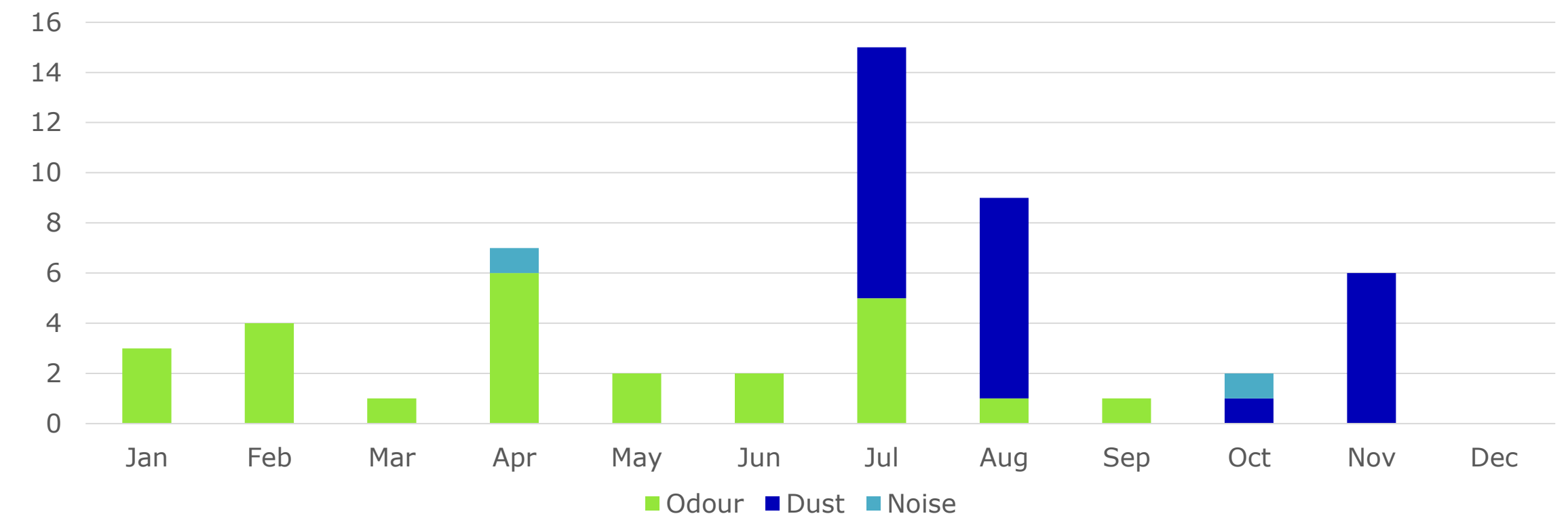
Complaints Received 2023 Year End

| | | Odour* | Mention Health** | Dust | Invalid Dust | Noise/ Blasting |
|------|--------------|-----------|------------------|-----------|--------------|--------------------|
| 2023 | Total | 25 | 7 | 23 | 5 | 2 |
| | January | 3 | 1 | 0 | 0 | 0 |
| | February | 4 | 2 | 0 | 0 | 0 |
| | March | 1 | 0 | 0 | 0 | 0 |
| | April | 6 | 0 | 0 | 0 | 1 |
| | May | 2 | 0 | 0 | 0 | 0 |
| | June | 2 | 1 | 0 | 0 | 0 |
| | July | 5 | 1 | 10 | 1 | 0 |
| | August | 1 | 0 | 8 | 1 | 0 |
| | September | 1 | 0 | 0 | 0 | 0 |
| | October | 0 | 0 | 1 | 1 | 1 |
| | November | 0 | 0 | 6 | 4 | 0 |
| | December | 0 | 0 | 0 | 0 | 0 |

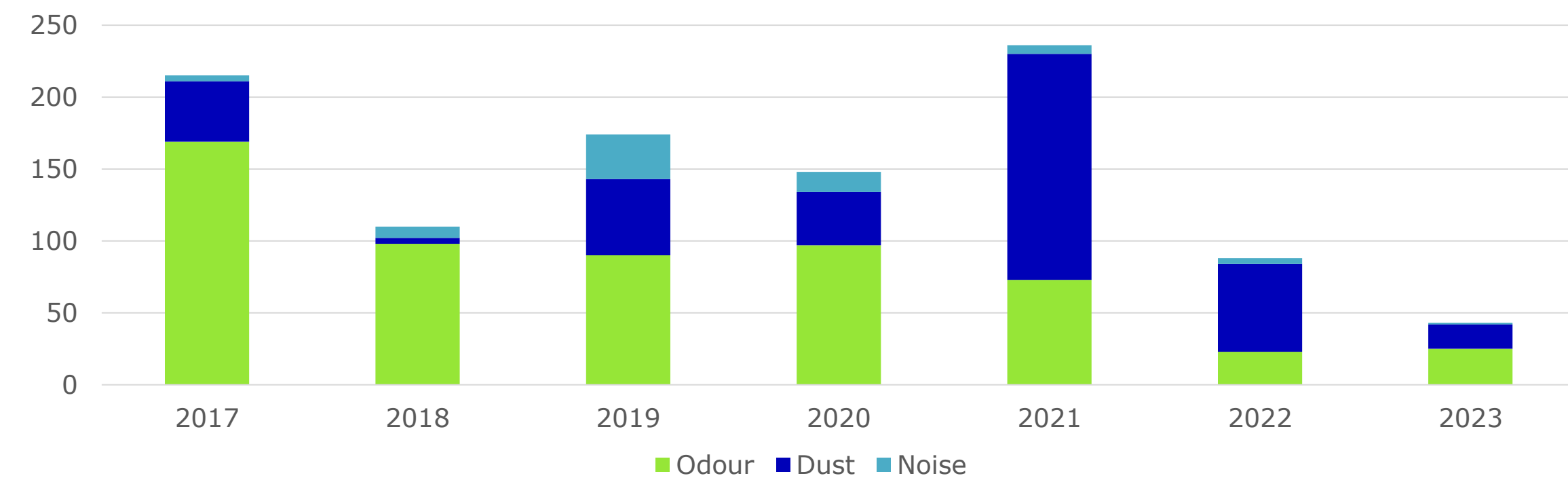
* Odour complaints reviewed on the next slides

**Complaints which 'Mention Health' are counted when a resident calls with an odour complaint and highlights that they have health concerns. They are not separate complaints received by the plant.

Complaints 2023



Complaints Year to Year





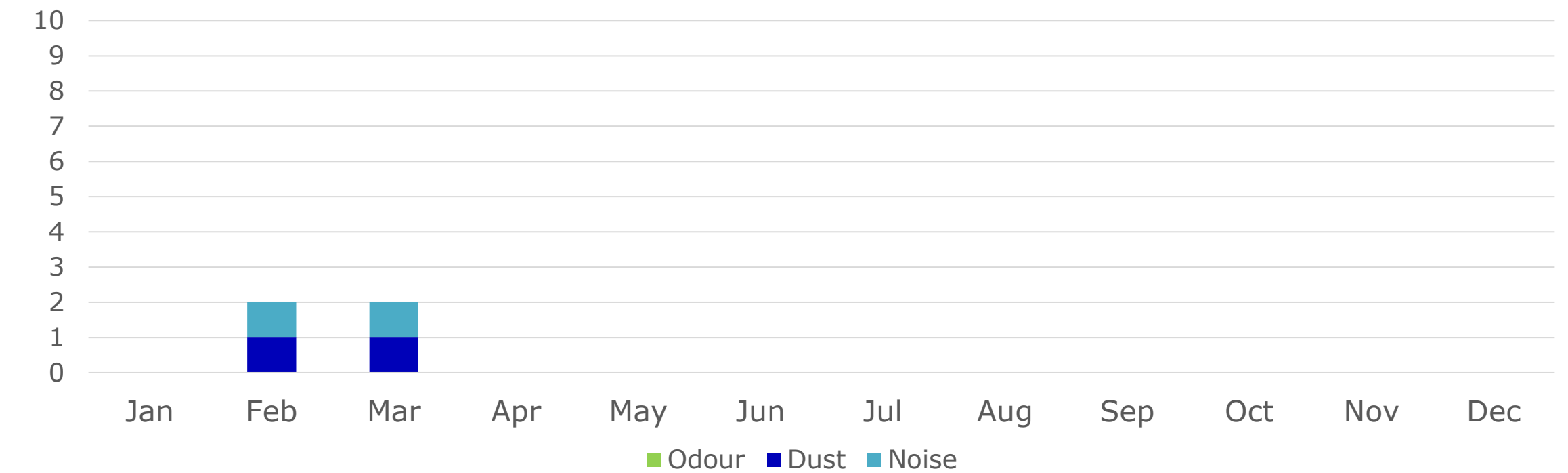
Complaints Received 2024 Year To Date

| | | Odour* | Mention Health** | Dust | Invalid Dust | Noise/ Blasting |
|------|-----------|--------|------------------|------|--------------|--------------------|
| 2024 | Total | 0 | 0 | 2 | 0 | 2 |
| | January | 0 | 0 | 0 | 0 | 0 |
| | February | 0 | 0 | 1 | 0 | 2 |
| | March | 0 | 0 | 1 | 0 | 0 |
| | April | | | | | |
| | May | | | | | |
| | June | | | | | |
| | July | | | | | |
| | August | | | | | |
| | September | | | | | |
| | October | | | | | |
| | November | | | | | |
| | December | | | | | |

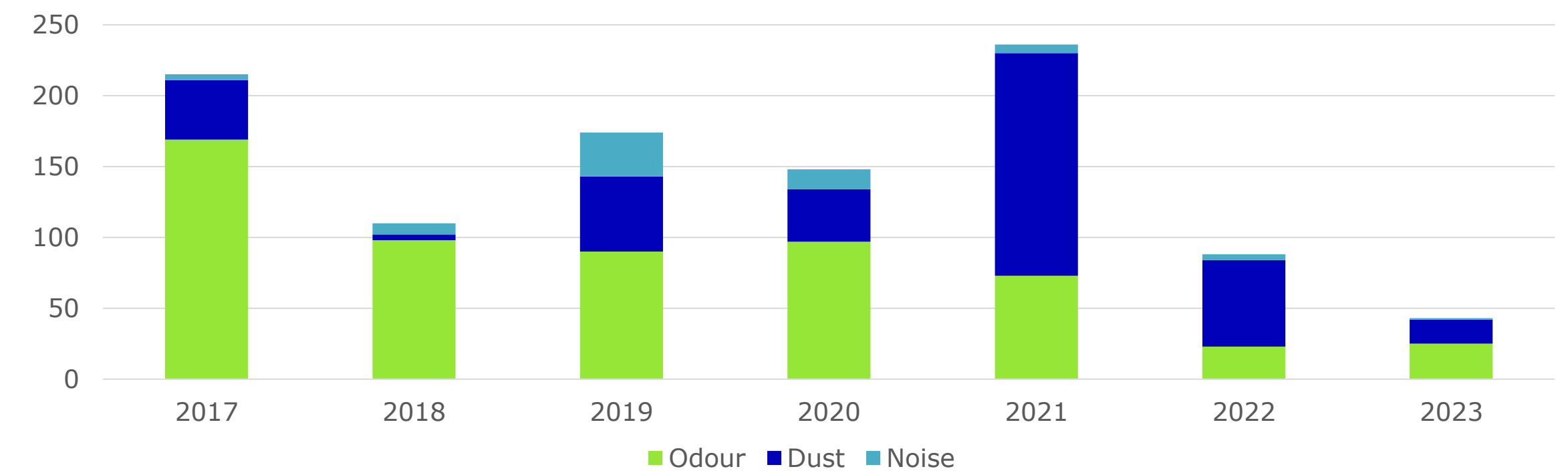
* Odour complaints reviewed on the next slides

**Complaints which 'Mention Health' are counted when a resident calls with an odour complaint and highlights that they have health concerns. They are not separate complaints received by the plant.

2024 Community Concerns



Complaints Year to Year



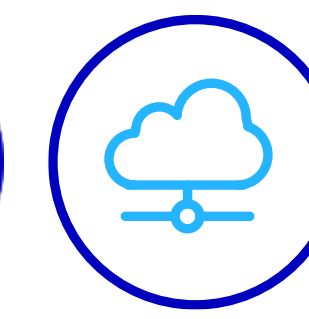


Odour Complaints Received

| Date | Enviro-Suite Results |
|------|----------------------|
| | |

| Enviro-Suite Results | |
|------------------------------|---------------|
| | 2023 Year End |
| Likely Originated from SMC | 22 |
| Possibly Originated from SMC | 0 |
| Did not Originate from SMC | 0 |
| Location not Provided | 3 |

* Out of Enviro-Suite complaints generated using the Enviro-Suite Software



Dust Complaints

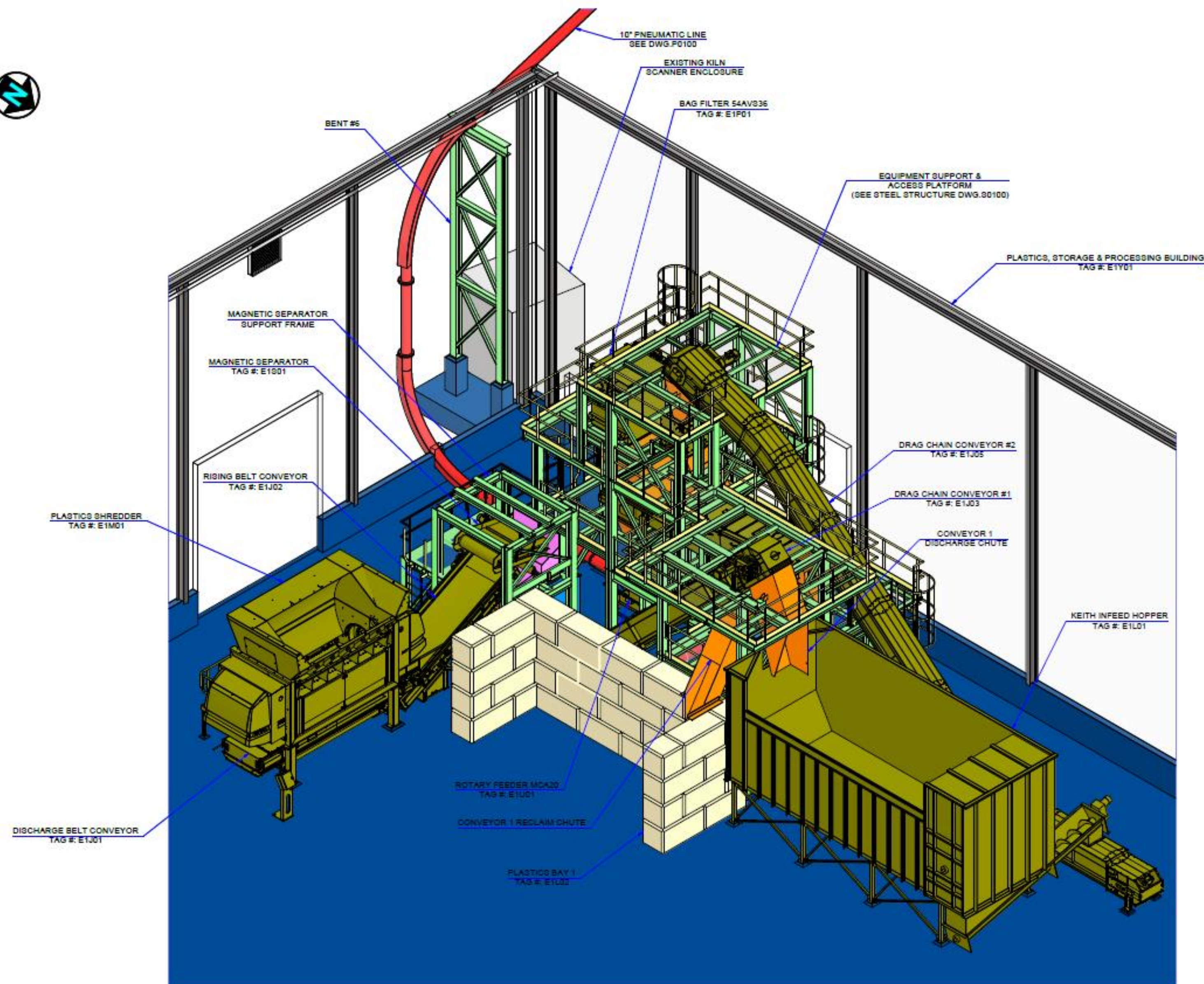
| Date | Number of Complaints | Sample Results |
|-----------------------|----------------------|----------------|
| February 21 | 1 | Limestone |
| March 4 th | 1 | Limestone |

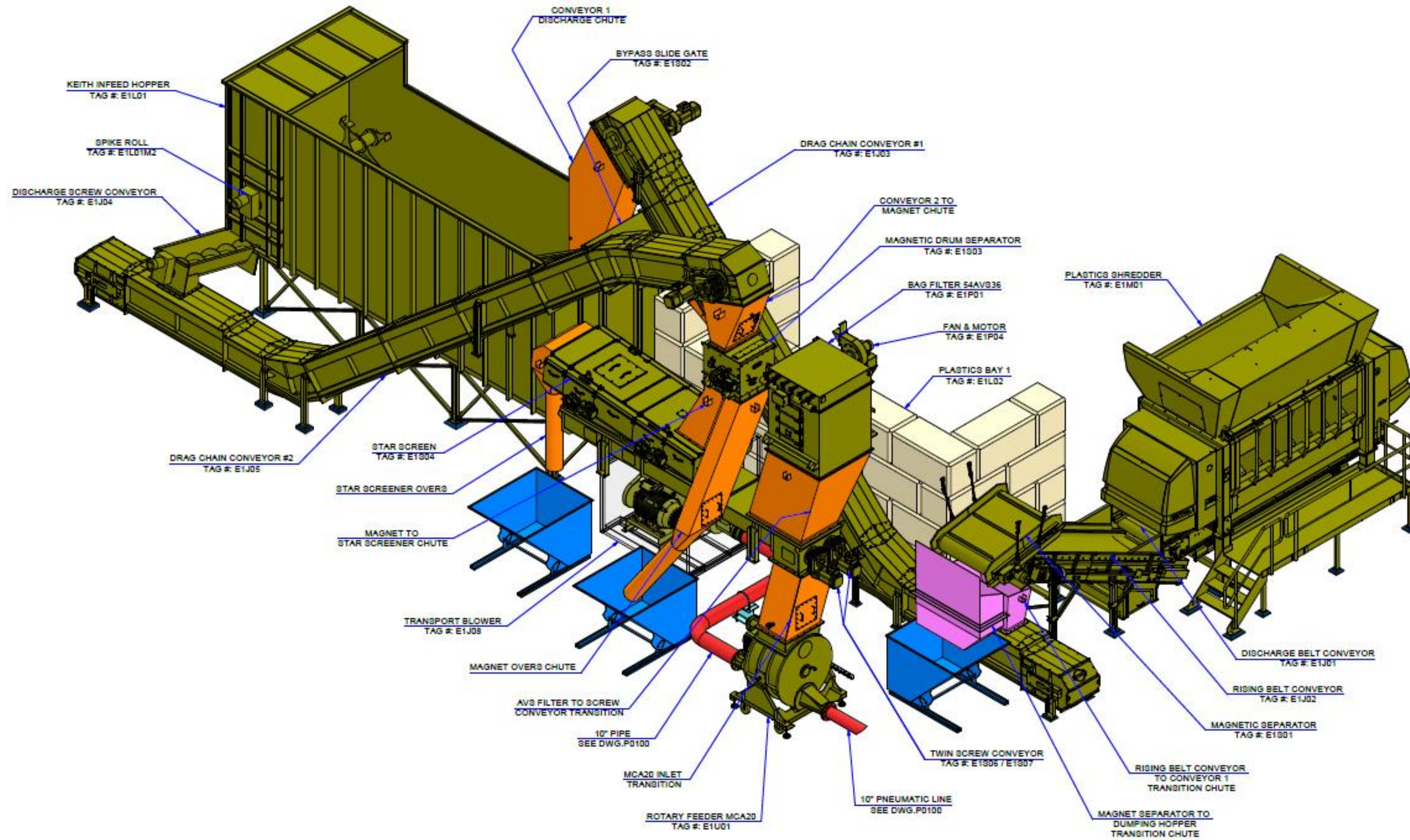


Alternative Low Carbon Fuels Update









PARTIAL ISOMETRIC
PLATFORM NOT SHOWN FOR CLARITY







UNTHA

shredding technology

<https://youtu.be/OQf6mgIxPHY>

Untha Shredder

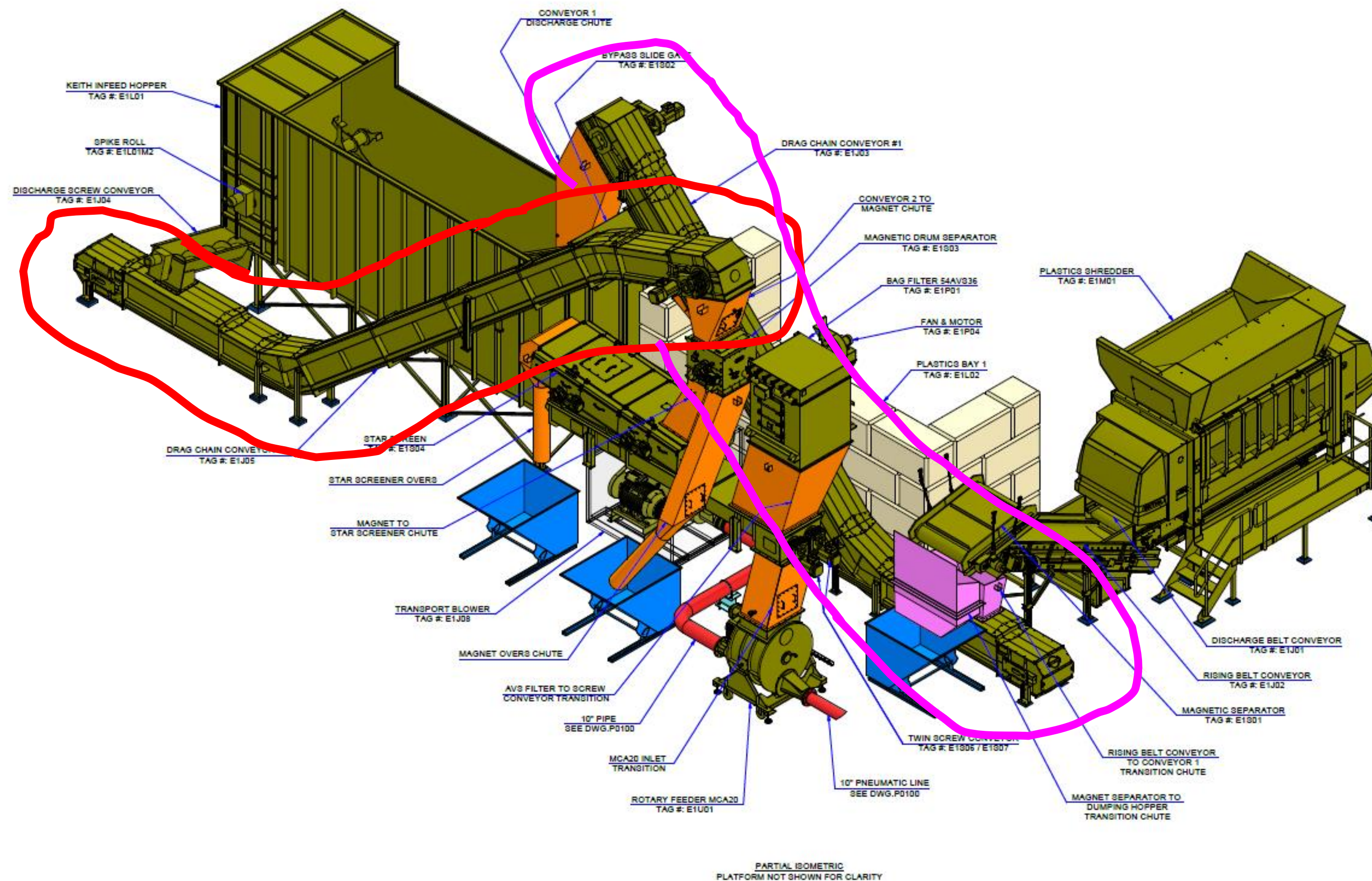


UNTHA

shredding technology

Magnet Separator

<https://www.youtube.com/watch?v=GfBzLnHH6Jk>



schenck process

Drag Chain Conveyor

<https://www.youtube.com/watch?v=bzCyJFpe3DA&pp=ygUbU0NIRU5DSyBEUKFHIEINIQUIOIEPTIZFWU9S>



Walking Floor Bin
https://youtu.be/fVed1F_qneA



schenckprocess 

Rotary Blower

<https://www.youtube.com/watch?v=kZ6vKFr1CY>



schenck process 

<https://youtu.be/olTvrlForcA>
Multiflex bin



ALCF Updates



- ❖ **The project is approximately 80% done with final safety certification and commissioning to be done prior to final start up**
- ❖ **Questions?**

Questions Brought Forward in Advance

None

Round Table

**For any Questions or Concerns related to St Marys
Cement Plant Operations please contact**

Kara Terpstra – Environmental Manager
at 519-284-1020 x 235
 or at
kara.terpstra@vcimentos.com

10

Spring Cleaning Safety Tips

1

Be careful moving large pieces of furniture.

Use proper lifting techniques, always wear shoes, and if it is too heavy DON'T try and lift it- clean around it.



2

Be safe on ladders and step stools.

Always have someone available to hold the ladder steady while doing chores like washing windows.



3

Be careful on wet surfaces.

Everyone knows how easy it is to slip on a wet floor. Make sure to let your family know the floors are wet.



4

Follow Cleaning product safety label.

Cleaning supplies can create nasty fumes, so make sure you get some fresh air by opening windows, turning on the exhaust fan, or placing a fan in the room.



5

Keep stairs & walkways free of clutter.

Spring cleaning is a great time to declutter your home, but you need to make sure all the boxes and bags of stuff you are getting rid of don't cause a safety concern.



6

Don't carry too much at once.

Make sure you keep a hand free to hold onto the stair railing and always make sure you can see over the load you are carrying so you do not trip.



7

Wear a mask when cleaning dusty areas.

This may seem like overkill to some, but if you are at all allergic to dust this tip is very important.



8

Empty your buckets.

Even if you need to take a quick break make sure you empty that cleaning bucket. Only take a small amount of water to be a drowning hazard for small children.



9

Wear rubber gloves.

Wear rubber gloves to keep your hands from getting dry and cracked from the hot water and chemicals.



10

Put away all cleaning supplies.

Cleaning supplies are an attractive nuisance for our children and pets. Put the cleaning products away in a childproof cabinet for your children's safety as soon as you are done.



**On behalf of all of us at St Marys
Cement we would like to wish
you a warm and happy holiday
season!**